

Grad School Reading Strategies

Learning Services

SUB I, Room 3129

(703)993-2999

caps.gmu.edu

Prepared by Vicki Dominick, September 2013

Reading #1 Brainteaser

**THIS LITTLE CARD IS JUST AN EYE-CATCHER
ALWAYS IS THERE THAT REALIZE YOU HELP TO
ANOTHER WAY TO DO ALMOST ANYTHING,
IS IT TIME FIRST THE .READING INCLUDING
ALWAYS HARD TO DO SOMETHING A NEW WAY
HAVE YOU THAT NOW AGAIN THIS READ BUT
THE HANG OF IT! GETS EASIER, DOESN'T IT?**

Goals

1. Study Cycle
2. Challenges
3. Reading faster
4. Skimming
5. Textbook Marking
6. SQ4R
7. Chunking
8. Research Articles

Phase 4
Use intense
study sessions.

Phase 1
Preview
material to be
covered in
class... before
class

The Study Cycle

Phase 3
Review and
process class
notes as soon
after class as
possible.

Phase 2
Go to class!
Listen actively,
take notes, and
participate in
class.


What are the challenges of reading in Grad School?

- Volume
- Primary Sources
- Complexity
- Jargon



How can you deal with the volume of reading?

- Do NOT read every word on every page
- Study Groups
- Convert PDFs to MP3s
- Read faster




How can you read faster?

- Reduce distractions
- Skim or scan
- Eliminate regressions
- Use a pointer
- Read for 25 mins, followed by 5 min break
- Read during daytime



Skimming



- Read the title
 - What do I already know?
 - What do I want to get out of this?
- Read the first and last paragraphs
 - What is the author's thesis or argument?
- Read the first and last sentence of each paragraph
 - What is the main idea?
 - Look for unfamiliar terminology or concepts
- Look for signposts
 - The most significant contribution is...
 - For the purpose of this experiment, the definition is...

Why should you mark your textbook?

Underlining or highlighting

Will not lower buyback price of book!

Read first, then underline or highlight the main idea

Mark less than 20% of the reading passage

Annotation

Write a word or phrase next to each paragraph to remind you of the main idea.



Reading #2

Practice Highlighting

Americans exchange around one billion colds a year, an average of two or three for every adult. Infectious cold germs can live for hours in the environment, so take precautions. To avoid contamination, wash your hands frequently to keep from transferring germs to your eyes, mouth and nose. Drink more water. The winter air dries your nose and throat and allows viruses to attach. Relax and network with friends because a healthy mind strengthens the immune system.

Smith, B. D. (2001). *The Readers Handbook*. Longman: New York, p. 68.



- What do you already know about this object?
- What can you tell from reading the package?
- What do you think you will learn if you open it?
- What did you learn?

SQ4R for Textbooks

Survey

Question

Read

Recite

Record Notes

Review



Survey

- Skim the introduction and summary
- Read the headings
- Look at the pictures and graphics
- Estimate how long it will take to read

Question

Turn all the headings and subheadings into questions

Read

Read each section with the intention of answering the question

Recite

Look away from the passage and answer the question in your words.

Record Notes

Write down your answer to the question

Review

Immediately after completing the reading, review your notes.



Practice SQ4R

- Friends Chapter


Chunking for Essays

- Use on essays without headings
- As you read, make a line in the margin each time the author changes topics
- After you complete the reading, go back and write a word or phrase in between each line to remind you of the topic in each section.

Practice Chunking

- A Very Pricey Pineapple reading

Research Articles



- **Abstract**
- **Introduction**
- **Methods/Observations/Procedure**
- **Results**
- **Conclusion/Discussion**
- **References**

Research Articles

Do Not read first page to last page.

1. Start with the **Abstract**.
2. Read the **Introduction**
3. Skim the **Conclusion**
4. Read the **Methods** section, highlight, and critique.
5. Read the **Results** section. Don't get bogged down in the details.
6. Read the **Conclusion** section again.
7. Skim the **whole article**.

Research Articles

Finally, take notes on the article.

Use a Research Article Summary sheet to write notes about the research article. The summary sheet will provide a quick reference to the study and will help you avoid plagiarism.

Evernote

Zotero



Questions?



EVOKER for Literature

Fiction, essays, drama, poems

- Explore
- Vocabulary
- Oral Reading
- Key Ideas
- Evaluate
- Recapitulate

Explore

Read the selection silently to yourself.
Mark any unknown words or vocabulary

Vocabulary

Look up any words you did not understand

Oral Reading

Read the selection again out loud with expression

Key Ideas

Identify the key ideas, including the theme of the passage

Evaluate

Evaluate the key ideas

Recapitulate

Read the passage one more time for your own pleasure